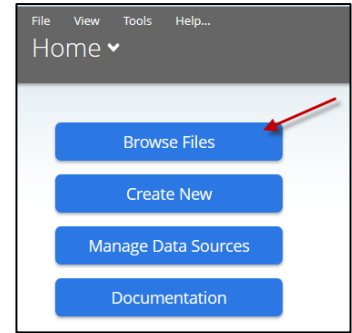


Add AiM IQ Reports to Quicklinks

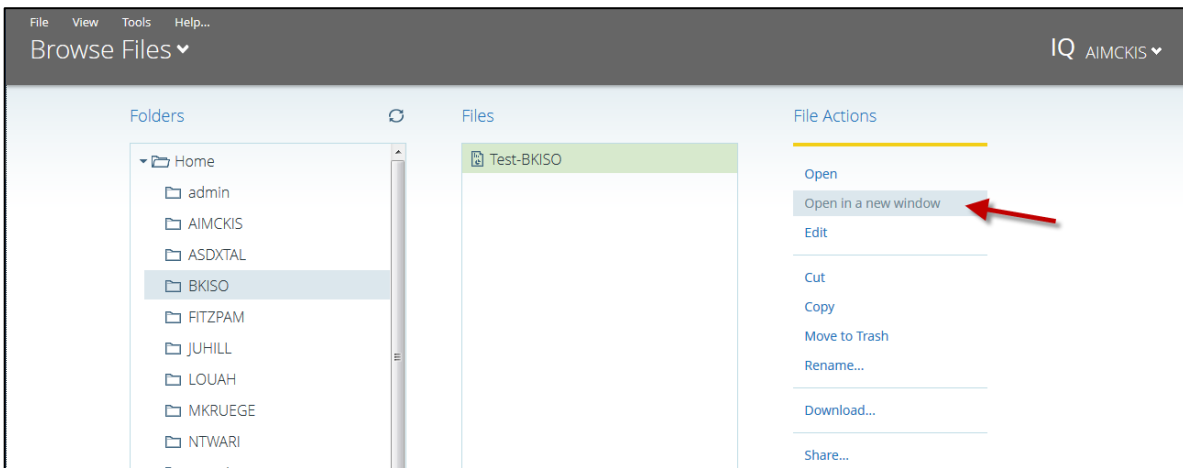
1. From the WorkDesk, click: **IQ** (top menu bar)



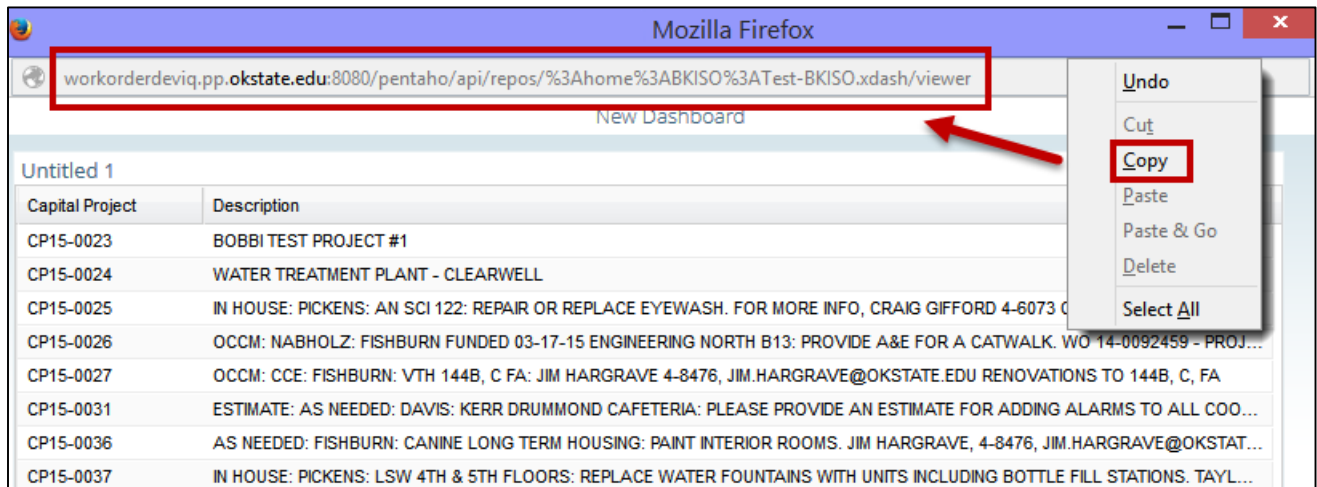
2. AiM IQ will open a new tab in your browser, click: **Browse Files**



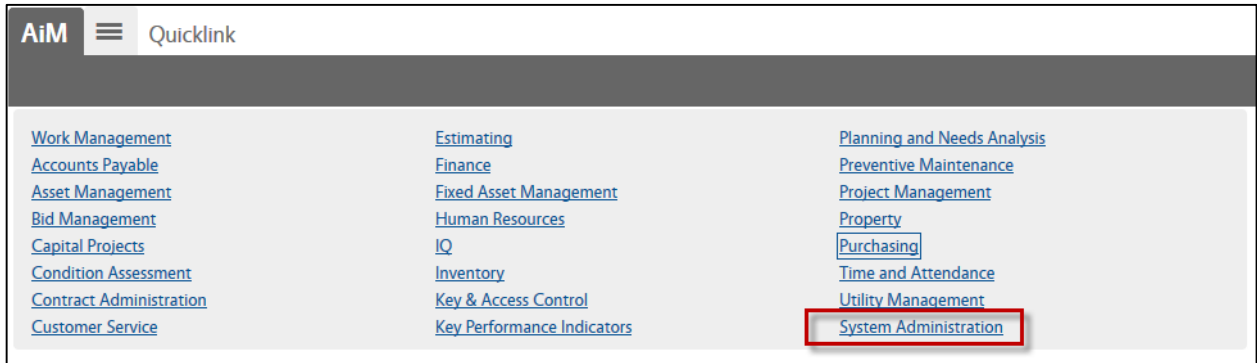
3. When selecting a file to open, the following three columns appear: Folders, Files and File Actions. Select a folder to view files. Click on a file and select the **Open in a new window** file action.



4. AiM IQ will open in another new tab/or window in your browser. **Highlight the URL** from the new tab and **right-click to copy the URL link**.



1. From the **AiM WorkDesk**, click: **System Administration**
2. Click: **Quicklink**
3. Select a Module. (e.g. **System Administration**)



4. Click: **Add**
5. Select Type: Web, and click: **New**
6. Enter a **Title**, **Sequence**, and **Path** (Paste URL from Step 4)



7. Click: **Save**
8. Return to your WorkDesk, the AiM IQ link should appear in the quick links channel.

