



















# WATER


## Water Costs Money, Don't Waste It!

A continuous leak at 60 pounds per square inch (psi) from a hole the size illustrated below over a three month period would result in water loss (waste) of the amounts shown.

Diameter of Stream			Waste per quarter at 60 psi water pressure			
inches	mm		gallons	liters	cubic ft	cubic m
1/4	6.5		1,181,500	4,472,000	158,000	4,475
1/8	3.2		296,000	1,120,360	39,400	1,115
1/16	1.6		74,000	280,100	9,850	280
1/32	0.8		18,500	70,020	2,465	70

Water Loss in gallons	Leak This Size	Loss Per Day	Loss Per Month
		120	3,600
		360	10,800
		693	20,790
		1,200	36,000
		1,920	37,600
		3,096	92,880
		4,296	128,980
		6,640	199,200
		6,984	200,520
		8,424	252,720
		9,888	296,640
		11,324	339,720
		12,720	381,600
		14,952	448,560



This publication is issued by the Oklahoma Department of Environmental Quality authorized by Steven A. Thompson, Executive Director. Copies have been prepared at a cost of \$0.0035 each. Copies have been deposited with the publications clearinghouse of the Oklahoma Department of Libraries (waterwst.pmd) 8/02