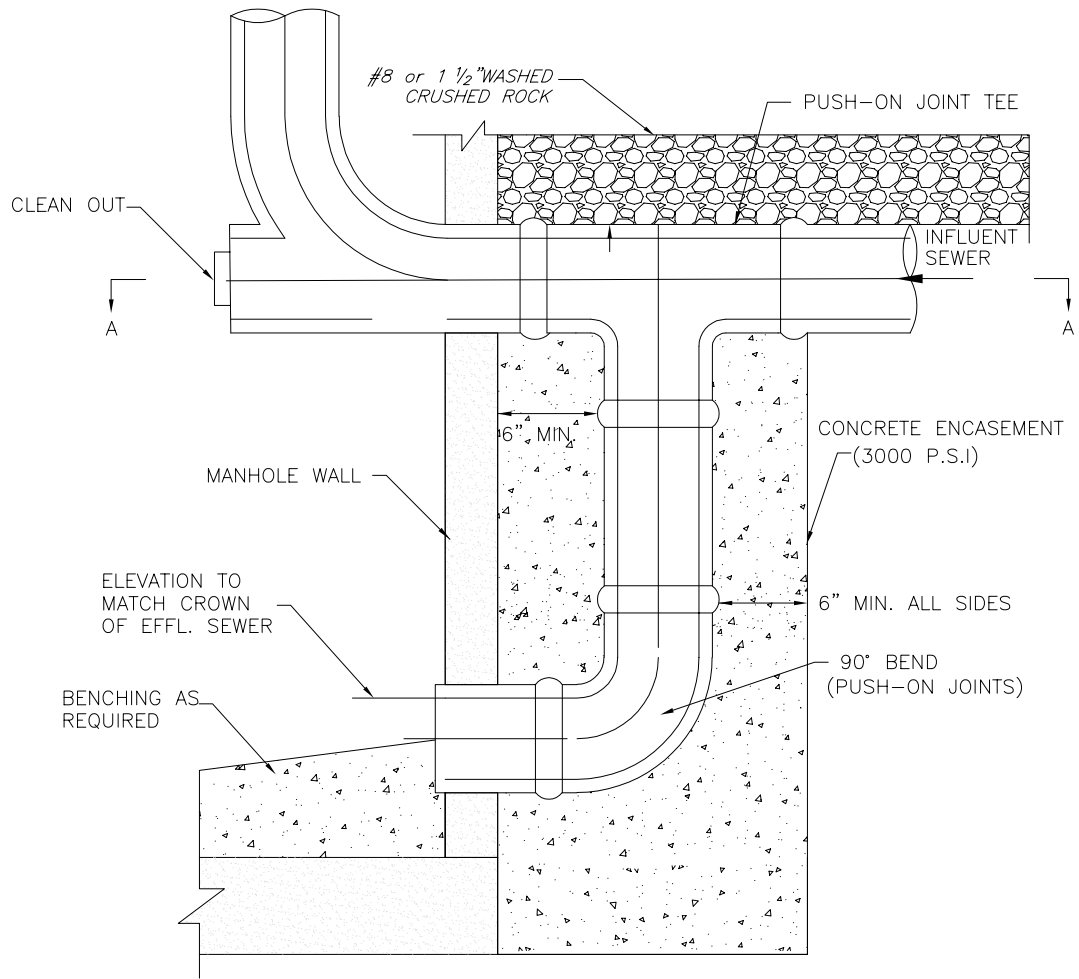


APPENDIX J

Manhole Connections

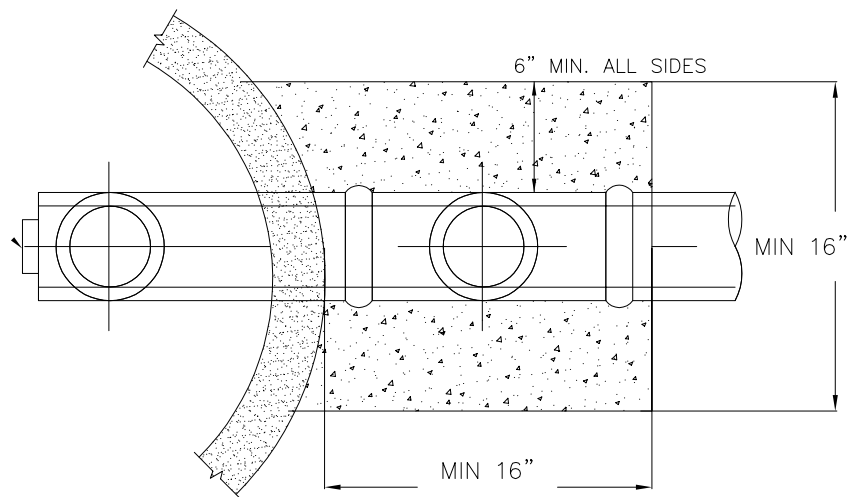


Last Updated 8/20/2019



NOTES:

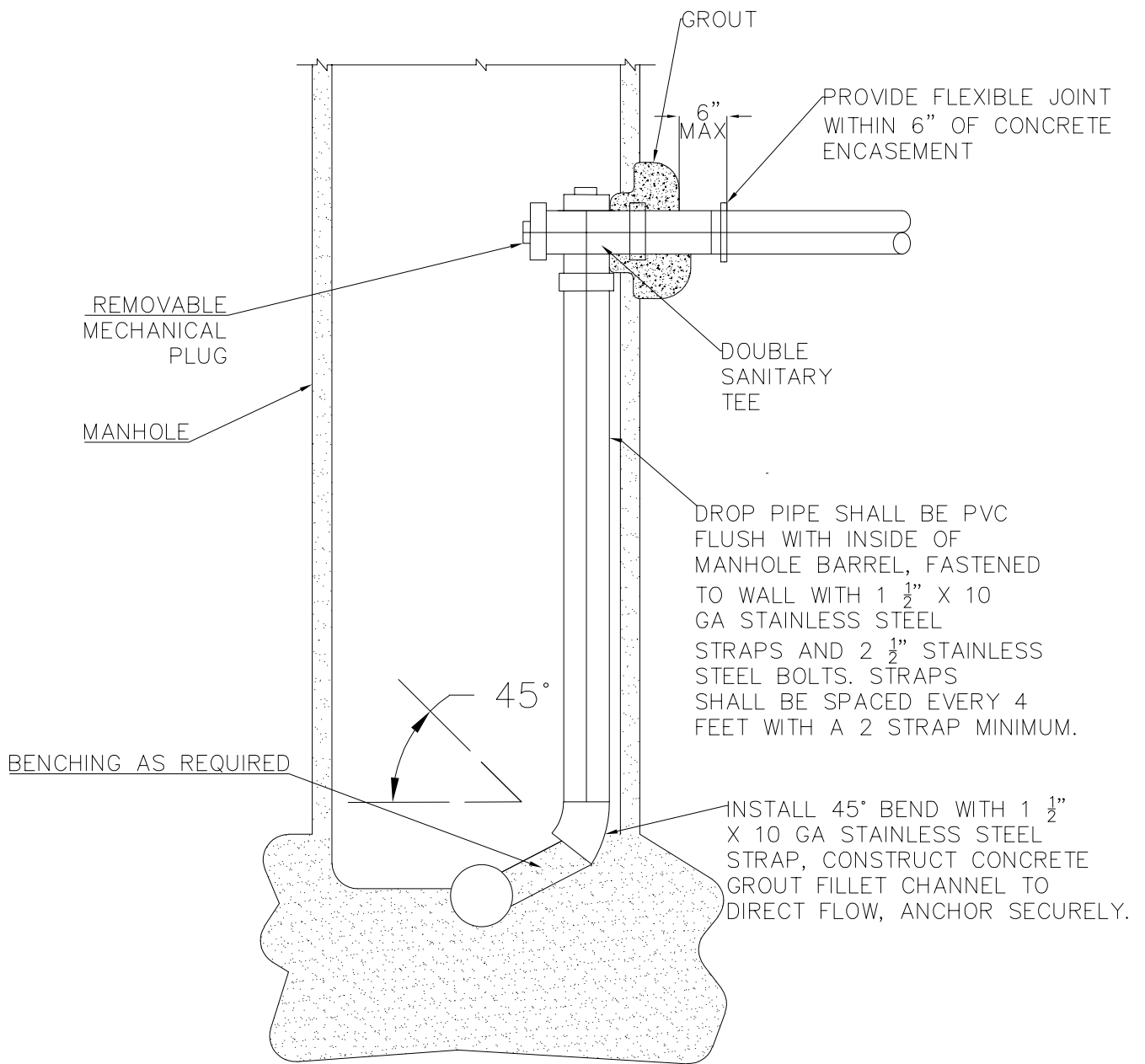
1. PIPE AND FITTINGS WITHIN CONCRETE ENCASEMENT SHALL BE WRAPPED WITH 6 MIL POLYETHYLENE PRIOR TO THE CONCRETE PLACEMENT.
2. ALL PIPE AND FITTINGS SHALL BE SDR 26 PVC. ANY VARIATION SHALL BE APPROVED BY OSUES.
3. THE CONNECTIONS TO AN EXISTING MANHOLE SHALL OCCUR BY CORE-DRILLING.
4. THE CONNECTIONS SHALL INCLUDE A WATERTIGHT BOOT.



SECTION A-A

MANHOLE CONNECTION – STANDARD EXTERNAL DROP

SHEET NUMBER 01	INTERNAL DROP MANHOLE CONNECTION	DRAWN BY: C. Cortez CHECKED BY: APPROVED BY: DATE: 08/22/2019 PROJECT #: SCALE:	OKLAHOMA STATE UNIVERSITY ENGINEERING DESIGN GUIDELINES		Facilities Management Energy Services 220 Central Plant Phone: (405) 744-7131
---------------------------	-------------------------------------	--	--	--	---



MANHOLE CONNECTION – STANDARD INTERNAL DROP

SHEET NUMBER 01	INTERNAL DROP MANHOLE CONNECTION	DRAWN BY: C. Contreras CHECKED BY: APPROVED BY: DATE: 08/22/2019 PROJECT #: SCALE:	OKLAHOMA STATE UNIVERSITY ENGINEERING DESIGN GUIDELINES		Facilities Managment Energy Services 220 Central Plant Phone: (405) 744-7131
---------------------------	-------------------------------------	---	--	--	--